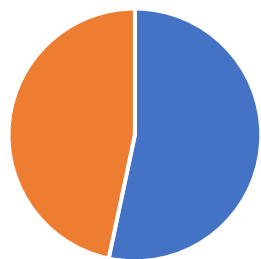


% MEN AND WOMEN PERMANENT-TERM CONTRACTS

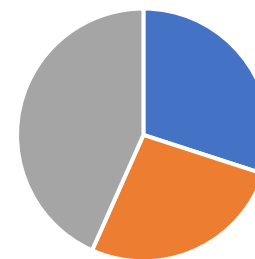


■ UOMINI ■ DONNE

% female employees out of total permanent contracts

Total	Women	%
30	14	47

DURATION OF PERMANENT-TERM CONTRACTS

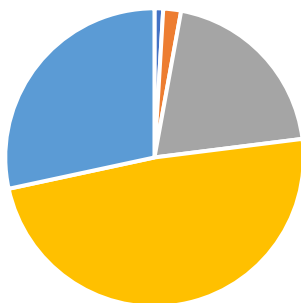


■ da 0 a 10 anni ■ da 10 a 20 anni ■ oltre 20 anni

duration of permanent-term contracts

From 0 to 10 years	10 to 20 years	Over 20 years
30%	27%	43%

ORIGIN OF SUPPLIERS



■ CEE ■ EXTRA UE ■ NAZIONALE ■ PROVINCIA ■ REGIONE

Origin of suppliers

EXTRA UE	UE	NATIONAL	REGIONAL	PROVINCE
2%	1%	20%	28%	49%